



# MORNING MANTRA



Daily Derivatives & Market Report

MAR 26, 2024



Indian equity markets ended Tuesday's trade near day's lowest levels with Nifty and Sensex settling below the psychological 22,050 and 72,500 levels respectively. Traders avoided to take position ahead of Monthly F&O expiry. Mixed cues from global markets also dampened the sentiments. The broader indices, the BSE Mid cap index ended with gains, while Small cap index ended in red. Selling was witnessed in IT and banking sectors' stocks.

Bourses made gap down opening and extended their losses amid foreign fund outflows. Provisional data from the NSE showed that foreign institutional investors (FIIs) net sold shares worth Rs 3,309.76 crore on March 22. Sentiments were downbeat as the latest payroll data released by the Employee Provident Fund Organisation (EPFO) said the formal labour market in January experienced a slowdown as fewer fresh jobs were created during the month. In January 2024, the number of new monthly subscribers under the Employees' Provident Fund (EPF) declined by nearly 4 per cent to 807,865 from 840,584 in December 2023. Markets continued to trade lower in afternoon session, as traders were cautious after Ministry of Finance has warned the ongoing crisis along the Red Sea shipping route poses a risk to 80 percent of India's goods trade with Europe and could lead to higher inflation and lower growth in India due to rising transport costs. Investors overlooked report that S&P Global Ratings has raised India's Gross domestic product (GDP) growth forecast for the next financial year (FY25) to 6.8 per cent, but flagged restrictive interest rates as a dampener for economic growth. In November 2023, it had projected India's growth to be 6.4 per cent in FY25 on robust domestic momentum. It said the Indian economy is estimated to have clocked a growth of 7.6 per cent in the current fiscal (FY24). In late afternoon trade, markets touched day's low levels, as investors sold their riskier assets.

On the global front, European markets were trading mostly in green as traders looked ahead to the Easter break and the release of key European and U.S. inflation readings for directional cues. Asian markets ended mostly despite South Korea's consumer sentiment decreased in March from a 6-month high in February. The survey results from the Bank of Korea showed that the consumer confidence index dropped to 100.7 in March from 101.9 in the previous month. The consumer confidence survey was conducted between March 12 and 19 among 2,500 households. Back home, India has initiated an anti-dumping probe into the import of aluminium foil, used as a packaging material for conservation and preservation of edible and food products, from China following a complaint by domestic players.

# MARKET SELFIE



## MARKET SUMMARY

Domestic Indices	Close	Points	% Change
SENSEX	72470.30	-361.64	-0.50
NIFTY	22004.70	-92.05	-0.42
MIDCAP	39075.87	274.64	0.71
SMLCAP	42726.22	-45.05	-0.11
BSEFMC	19237.23	-55.38	-0.29
HEALTHCARE	34561.13	71.93	0.21
AUTO	48246.93	-3.05	-0.01
POWER	6546.36	10.41	0.16
REALTY	7006.52	100.20	1.45
BSE IT	35620.29	-204.44	-0.57
BANKEX	52837.53	-268.23	-0.51
OIL GAS	27391.91	227.10	0.84
METAL	27974.81	135.43	0.49
INDIA VIX	12.82	0.60	4.91

## ADVANCE - DECLINE

Index	Advance	Decline	Unchanged
NSE	1109	1606	42
BSE	1415	2545	130

## MARKET TURNOVER (₹ in Crs)

Segment	Current	Previous	Net %
BSE CASH	8489	7911	7
NSE CASH	98566	98227	0
NSE F&O	34209412	18239712	88

## KEY INDICES RATIOS

INDEX	P/E	P/B	Dividend Yield
NIFTY	22.72	3.85	1.22
SENSEX	24.85	3.69	1.13

# KEY NUMBERS TRACKER



## FII – DII ACTIVITY IN CASH SEGMENT (₹ in Crs)

FII-DII*	Buy	Sell	Net
DII	14130	9106	5024
FII	22714	22704	10

Note: FPI & DII Figures are provisional

## FII ACTIVITY IN DERIVATIVES SEGMENT (₹ in Crs)

FII	Buy	Sell	Net
Index Futures	9259.75	10140.79	(881)
Index Options	1775919.09	1789264.76	(13346)
Stock Futures	122542.85	121602.30	941
Stock Options	39181.01	39973.82	(793)

## PUT-CALL RATIO

Index	Current	Previous
NIFTY	1.10	1.22
BANK NIFTY	0.85	1.07

## DOLLAR INDEX

Dollar Index	Current	Previous	% Change
DXY	104.07	104.22	-0.15

## 10-YEARS G-SEC YIELD

Country	Current	Previous	% Change
INDIA	7.090	7.087	0.04
USA	4.239	4.251	-0.28

## KEY COMMODITIES TRACKER (in \$)

Commodity	Current	Change Points	% Change
Gold	2192.98	20.16	0.93
Silver	24.73	0.07	0.29
Crude-Oil	81.95	0.00	0.00
Brent-Crude	86.66	-0.09	-0.10

# CURRENCY FUTURES & INDEX TRENDS TRACKER



## CURRENCY FUTURES

Expiry	Close	Change Points	% Change
26 APR-24 USD-INR	83.36	-0.36	-0.43
26 APR-24 EUR-INR	90.54	-0.09	-0.10
26 APR-24 GBP-INR	105.51	0.17	0.16
26 APR-24 JPY- INR	55.45	-0.15	-0.27

## INDICES – SUPPORT-RESISTANCE-PIVOT LEVELS

Index	Close	S2	S1	Pivot	R1	R2
NIFTY	22005	21883	21944	22008	22069	22134
SENSEX	72470	72171	72320	72513	72663	72855
NIFTY FUTURES	22089	21730	21909	22030	22209	22330
BANK NIFTY	46600	46380	46490	46639	46749	46899
CNX IT	34969	34640	34805	35102	35267	35565
CNX MIDCAP	47808	46966	47387	47615	48035	48263
CNX SMALLCAP	15118	14847	14983	15076	15212	15306
INDIA VIX	12.82	11.65	12.23	12.67	13.25	13.69

## INDEX TREND ANALYSIS

Index	Daily	Weekly	Monthly
NIFTY	NEUTRAL	NEUTRAL	Buy
SENSEX	NEUTRAL	NEUTRAL	Buy
NIFTY FUTURES	NEUTRAL	NEUTRAL	Buy
BANK NIFTY	NEUTRAL	NEUTRAL	Buy
CNX IT	SELL	NEUTRAL	Buy
CNX MIDCAP	NEUTRAL	NEUTRAL	Buy
CNX SMALLCAP	NEUTRAL	NEUTRAL	Buy
INDIA VIX	SELL	NEUTRAL	NEUTRAL

## SECURITIES BAN IN F&O TRADES FOR 27-03-2024

SAIL

# TECHNICAL VIEWS



## NIFTY

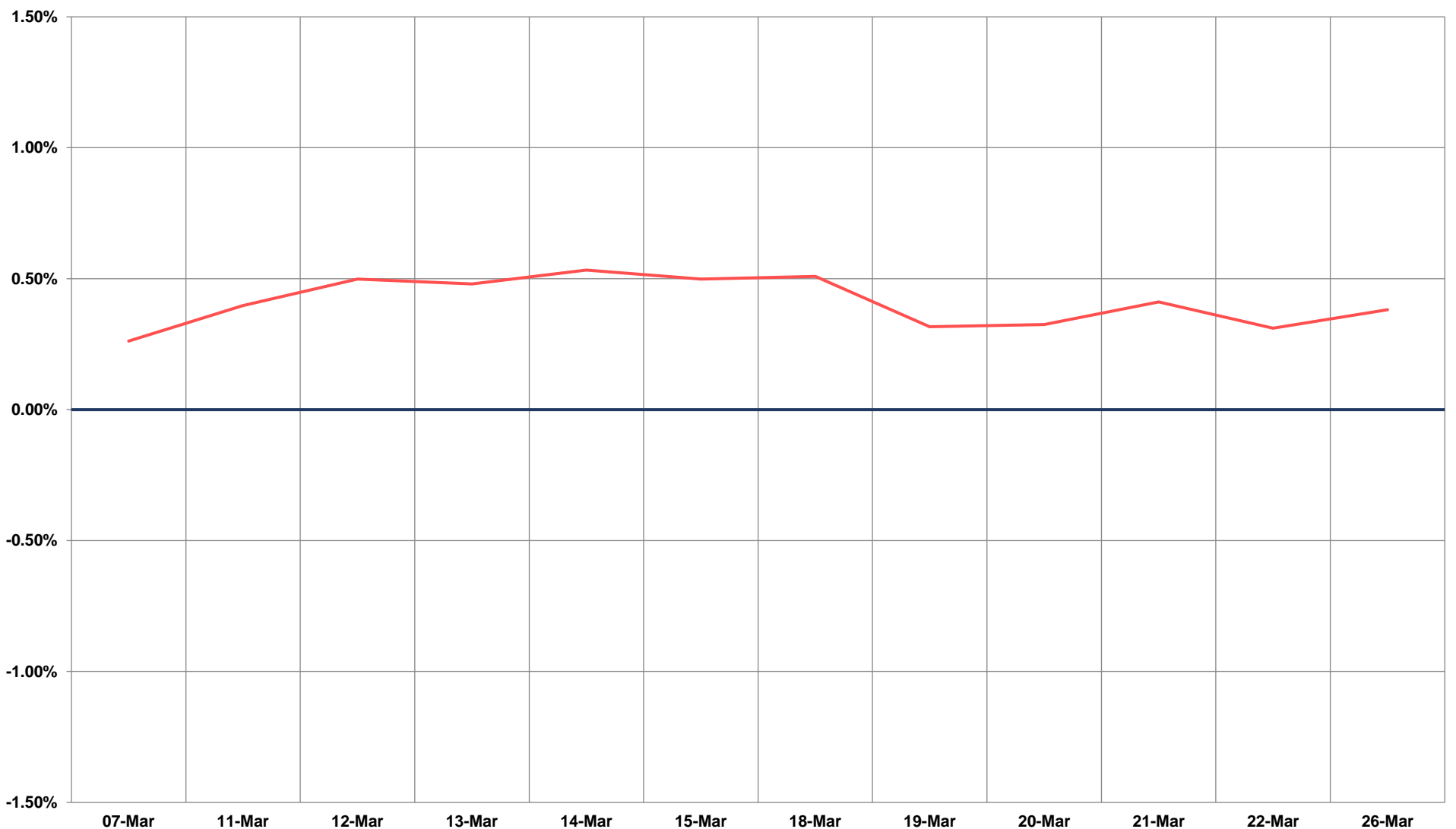
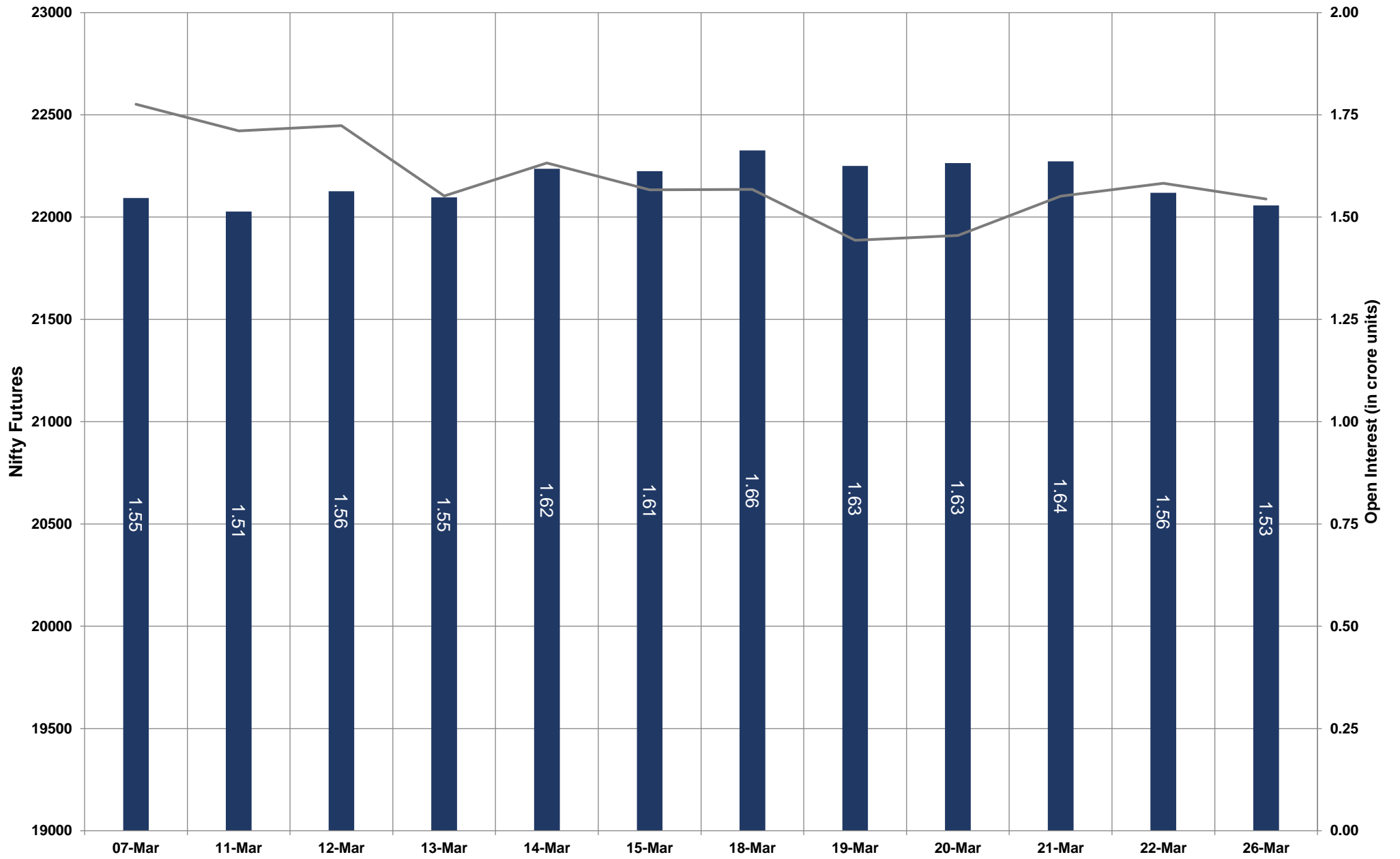


- Nifty Cash = **22004.70 (-0.42%)**
- Resistance levels = **22120** and **22200**
- Support levels = **21950** and **21830**

# TECHNICAL VIEWS



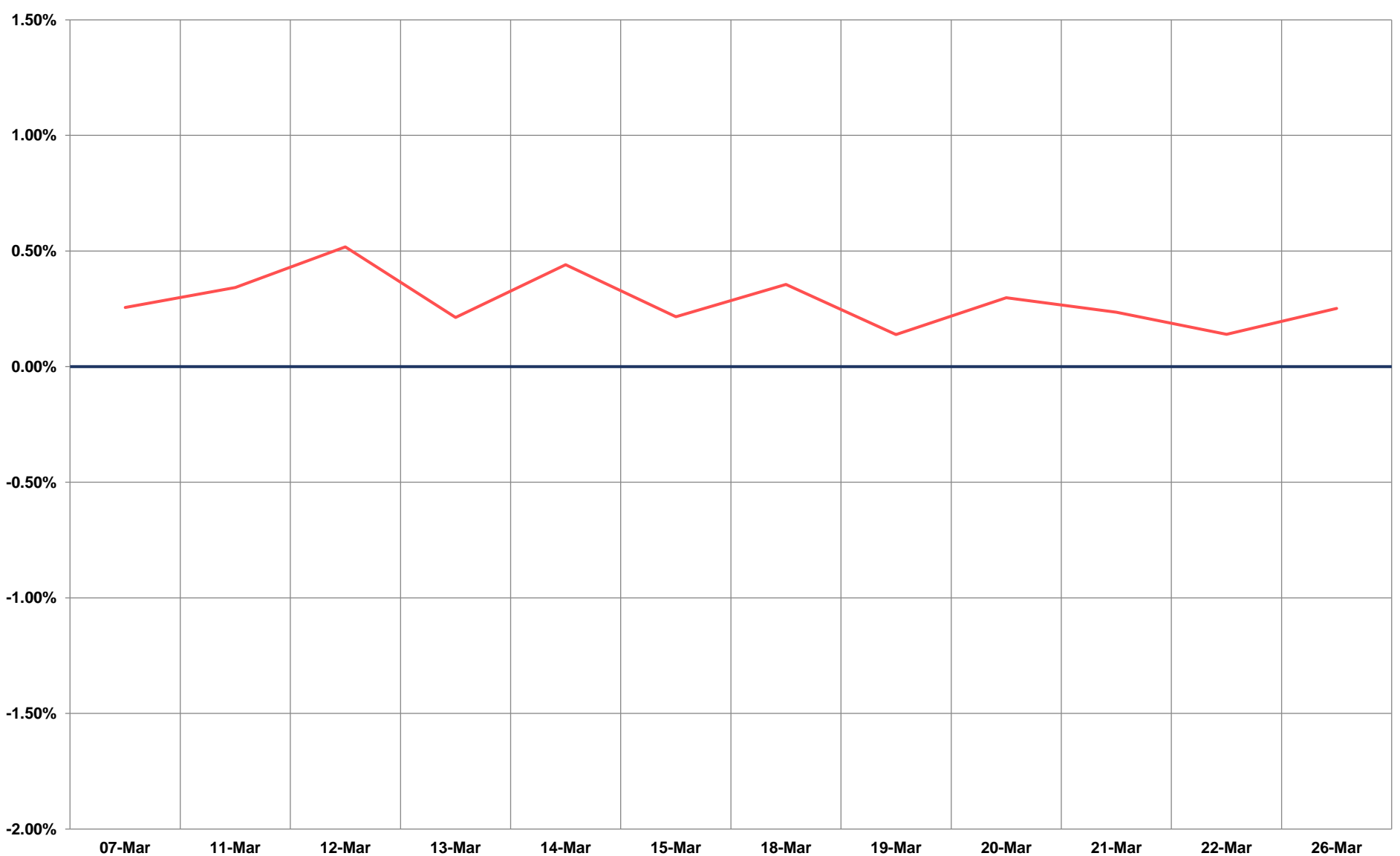
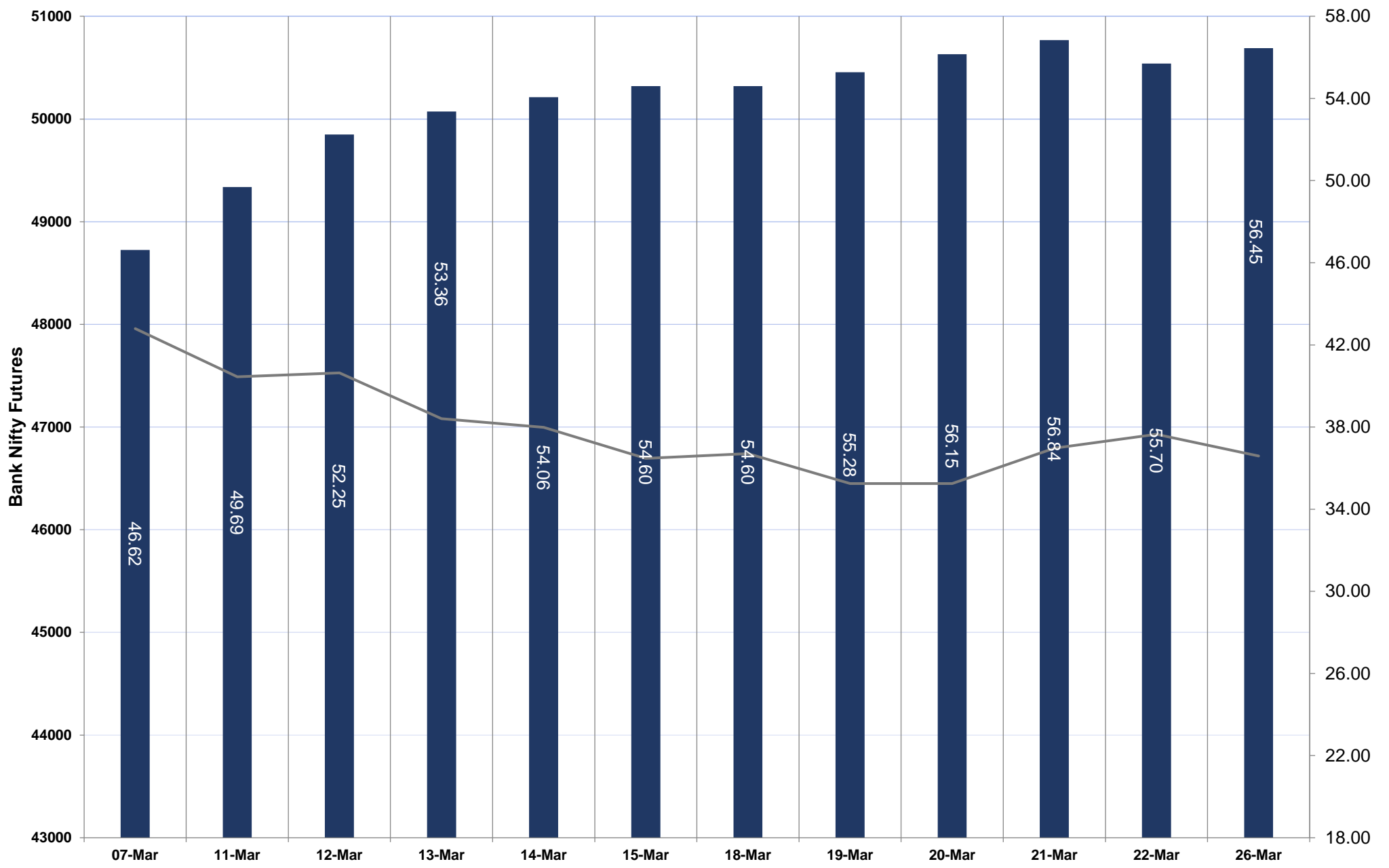
## NIFTY FUTURES



# TECHNICAL VIEWS



## BANK NIFTY FUTURES

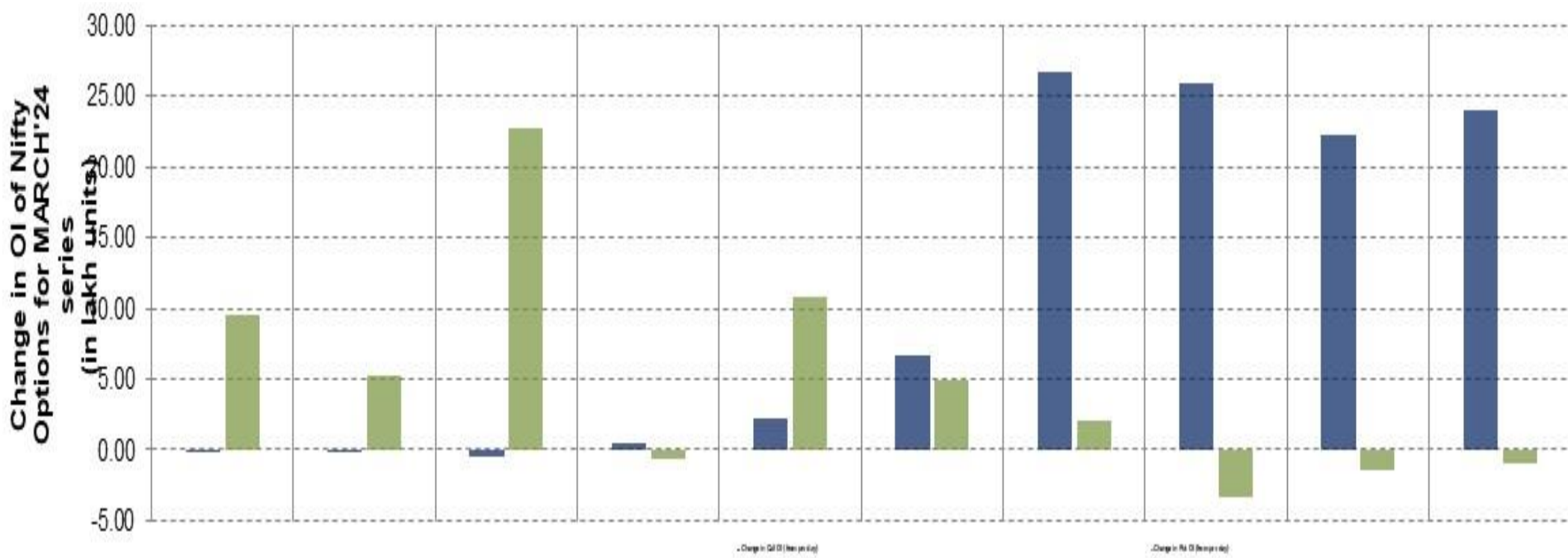
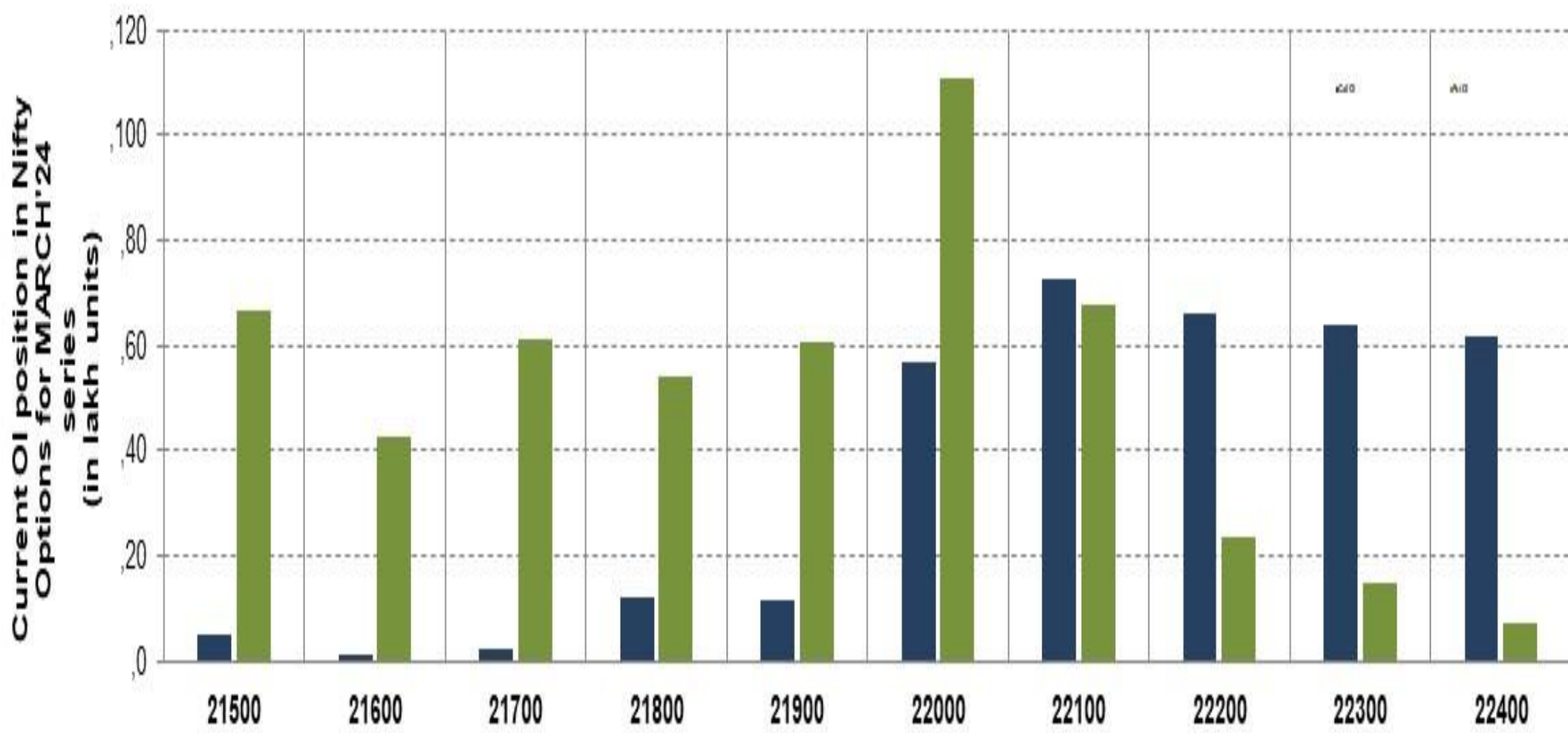




# TECHNICAL VIEWS



## NIFTY OPTIONS



- **Most Active Nifty Call** with an addition of 2.67 million in Open Interests is **Strike Price of 22100**
- **Most Active Nifty Put** with an addition of 2.27 millions in Open Interests is **Strike Price of 21700**
- **Maximum Open Interest an outstanding** was 7.27 millions for Calls at **Strike Price of 22100**
- **Maximum Open Interest an outstanding** was 11.08 millions for puts at **Strike Price of 22000**

# Disclaimer



The Information provided by SMS or in newsletter or in any document has been prepared by Shah Investor's Home Ltd (SIHL). The Information provided by SMS or in newsletter does not constitute an offer or solicitation for the purchase or sale of any financial instrument or as an official confirmation of any transaction. The information contained herein is from publicly available data or other sources believed to be reliable, but we do not represent that it is accurate or complete and it should not be relied on as such. SIHL or any of its affiliates/ group companies shall not be in any way responsible for any loss or damage that may arise to any person from any error in the information contained in this report or SMS. This Information provided by SMS, reports or in newsletter is provided for assistance only and is not intended to be and must not alone be taken as the basis for an investment decision. The user assumes the entire risk of any use made of this information. Each recipient of this Information provided by SMS, report or in newsletter should make such investigation as it deems necessary to arrive at an independent evaluation of an investment in the securities of companies referred to in this information provided by SMS, report or in newsletter (including the merits and risks involved), and should consult his own advisors to determine the merits and risks of such investment. The investment discussed or views expressed may not be suitable for all investors. This information is strictly confidential and is being furnished to you solely for your information.

The information should not be reproduced or redistributed or passed on directly or indirectly in any form to any other person or published, copied, in whole or in part, for any purpose. The information provided by report or SMS is not directed or intended for distribution to, or use by, any person or entity who is a citizen or resident of or located in any locality, state, country or other jurisdiction, where such distribution, publication, availability or use would be contrary to law, regulation or which would subject SIHL and affiliates/ group companies to any registration or licensing requirements within such jurisdiction. The distribution of this Information provided by SMS or in newsletter in certain jurisdictions may be restricted by law, and persons in whose possession this Information provided by SMS or in newsletter comes, should inform themselves about and observe, any such restrictions. The information given or Information provided by SMS, report or in newsletter is as of the date of the issue date of report or the date on which SMS provided and there can be no assurance that future results or events will be consistent with this information. This information is subject to change without any prior notice. SIHL reserves the right to make modifications and alterations to this statement as may be required from time to time. However, SIHL is under no obligation to update or keep the information current.

Nevertheless, SIHL is committed to providing independent and transparent recommendation to its client and would be happy to provide any information in response to specific client queries. Neither SIHL nor any of its affiliates, group companies, directors, employees, agents or representatives shall be liable for any damages whether direct, indirect, special or consequential including lost revenue or lost profits that may arise from or in connection with the use of the information. Past performance is not necessarily a guide to future performance. The disclosures of interest statements incorporated in the Information provided by SMS, report or in newsletter are provided solely to enhance the transparency and should not be treated as endorsement of the views expressed in the report. The analyst for this report certifies that all of the views expressed in this report accurately reflect his or her personal views about the subject company or companies and its or their securities, and no part of his or her compensation was, is or will be, directly or indirectly related to specific recommendations or views expressed in this report.